




Technology Education Concepts

# Ultimate 3D Printer Essentials Kit for Ultimaker 3 Printers




**FREE**  
for Schools &  
Libraries!

Over \$150 Value!

**Includes proven tools and parts to keep your classroom in full operation!**  
**Available Exclusively from TEC**

## Kit Contents\*:


1. This Kit includes an Extra Ultimaker "Glass Bed" to keep the printing process on going. No time wasted waiting for "Cool-down Cycle". Start the next print job right away.
2. "Printed Part Removal Tool" (2) to easily assist part removal from bed while preventing damage to printed part and print bed.
3. Nozzle cleaning "Brass Brush" (2) used to clean exterior of nozzle before setting "Z" height and between print jobs.
4. TEC "Store 'n Save" heavy-duty waterproof Mylar Zip-lock material storage bags (6). Comes with moisture absorbent desiccant pack for moisture free storage for PLA, Nylon and any other material that can be affected by humidity.
5. Colored "Bed Adhesive Sticks" (3) are used when



extra strength is needed to adhere printed part to bed. Color shows where the adhesive has been applied. Use adhesive per the manual to prevent curling and edge lifting of high temperature materials like ABS.



6. Part finishing waterproof dual grit "Sanding Sticks" (5). Abrasive sticks a necessary tool to smooth parts that are left rough from raft removal or after removing support material.



7. Extra "Bowden Tube Kit" needed to replace damaged or bent Bowden tube. Kit includes a Bowden Tube, two tube coupling collets and two clamp clips to keep the print jobs going.



8. Filament clips keep your filament spool from unraveling, saving time and down print time due to tangled filament.



9. Needle nose pliers to clean up parts.



\*Kit contents to may change or be substituted at TEC's discretion based on item availability. Printer not included. \*\*Free for schools with the purchase of a printer. Retail cost is \$125.00. Shipping additional.