PrintPRO 2

for **open framed** 3D printers

The BOFA 3D PrintPRO 2 is a low cost unit, which extracts fumes generated by an open framed 3D printer without causing the filament deposition area to be cooled.

It has the benefits of low noise level and minimal power consumption. Each unit is supplied with a connection hose, ‘Stay Put’ arm and conical shaped funnel.

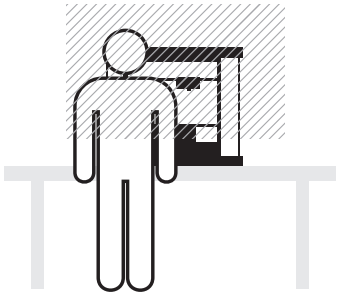

STANDARD FEATURES:

- Filter change indicator
- 3 level filtration - Pre, HEPA and chemical filters
- Hose kit included
- Low noise level
- Powder coated for durability
- Small footprint
- Compact size
- CE approvals

OPTIONAL FEATURES:

- 24V Remote stop / start interface

TECHNOLOGY:

- HEPA filter technology
- Advanced Carbon Filter technology
- SureCheck Quality Standard

SYSTEM FILTERS:

UNIT PART NUMBERS

Model	Part No.	OPTIONS
		24V Stop / Start
3D PrintPRO 2 Powder Coated	L5444-0002	A2001

REPLACEMENT FILTER PART NUMBERS

Model	Pre Filter	Combined HEPA/Gas Filter
3D PrintPRO 2	A1030102	A1030099

TECHNICAL DATA

	EU	US
Dimensions (HxWxD)	338 x 283 x 256 mm	13.3 x 11.1 x 10”
Cabinet Construction	Powder coated mild steel	
Airflow / Pressure	45m^3/hr	26.5cfm
Electrical Data	230v 1ph 50/60Hz Full load current: 0.1 amps	115v 60/50Hz Full load current: 0.2 amps
Noise Level	< 49dBA*	
Weight	7.8kgs	17lbs
Approvals	CE	

* At typical operating speed.

PRE FILTER SPECIFICATIONS

Filter Media	Glass Fibre
Filter Media Construction	Pad
Filter Efficiency	F7 (96% @ 2 microns)

COMBINED HEPA/GAS FILTER SPECIFICATIONS

HEPA Filter Media	Glass Fibre
HEPA Media Construction	Maxi Pleat Construction with Webbing Spacers
Gas Filter	Treated Activated Carbon
Filter Housing	Zintec Mild Steel
Filter Efficiency	99.997% @ 0.3 microns

HOSE KIT



1. Funnel
2. 50mm ‘Stay Put’ arm
3. Fliptop mount
4. Table bracket
5. 2 x ‘G’ clamps
6. 50mm Flexible Hose
7. 2 x Jubilee clamps
8. Shut off valve

Other hose kits and filters are available. All of the above units are fitted with our standard filter combinations. For specific applications please call us for details. Replacement filters should always be ordered using the part number on the filters inside your extractor to ensure the correct filter is ordered. Datasheet correct at time of print.

AIRFLOW THROUGH FILTERS

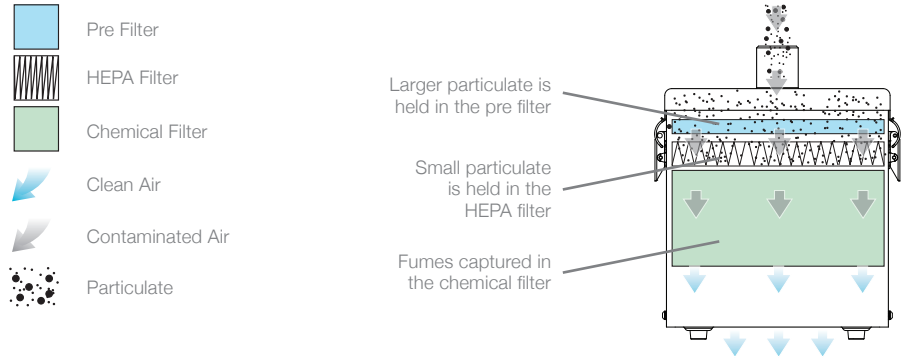

TECHNICAL SPECIFICATION

1 Filter Change Indicator
2 On / Off Switch
3 Feet
4 Power Cable Inlet
5 Lid Fastening Latches
6 Hose Inlet Connections - 50mm
7 Exhaust Outlets



3D-PrintPRO-2:14/2/15V:1.3

BOFA INTERNATIONAL LTD
Tel: +44 (0) 1202 699 444 Fax: +44 (0) 1202 699 446 Email: sales@bofa.co.uk Web: www.bofa.co.uk

BOFA AMERICAS, INC
Tel: (618) 205 5007 Fax: (866) 707 2632 Email: sales@bofaamericas.com Web: www.bofaamericas.com

British Quality

WEEE COMPLIANT REACH COMPLIANT RoHS COMPLIANT