


## Optional Items



Air Compressor Filter



SmartAIR Nozzle




SmartGUARD™



Air Compressor Unit



Air Extraction System



SmartMEMORY™



## Laser Engraver

# GCC LaserPro S290 LS

Full Table Size Metal Marking System with the  
Largest Working Area

Specification		S290LS-20RMZ	S290LS-20SHS	S290LS-40HHS
Laser Source		Fiber 20W	Fiber 20W	Fiber 40W
Wavelength		1064 nm		
Work Area		25 x 18 in. (640 x 460 mm) extendable to 29 x 18 in. (736 x 460 mm)		
Max. Part Size (W x L x H)	All doors closed	30 x 19 x 6.5 in. (762 x 482 x 165 mm)		
	All doors open	30 x ∞ x 6.5 in. (762 x ∞ x 165 mm)		
Table Size		31.1 x 20.9 in. (790 x 530 mm)		
Dimensions		44.3 x 28.3 x 39.6 in. (1125 x 720 x 1005 mm)		
Cooling		Air Cool		
Drive		Closed-loop DC Servo Control		
Maximum Speed*		60 IPS	80 IPS	
Speed Control		Adjustable from 0.1~100% (Up to 16 color-linked speed settings per job)		
Power Control		Adjustable from 0.1~100% (Up to 16 color-linked speed settings per job)		
Distance Accuracy		0.254 mm or 0.1% of move, whichever is greater		
Z-Axis Movement		Automatic		
Resolution (DPI)		Available 125, 250, 300, 380, 500, 600, 760, 1000, 1500, 3000		
Computer Interface		Standard printer port and USB 2.0** port		
Display Panel		4-line LCD panel showing current file name, total working time, laser power, engraving speed, file(s) loaded into memory buffer, setup and diagnostic menus		
Safety		Class 3R for red pointer		
Facility Requirements				
Operation Voltage		100V - 220V AC Auto Switching		
Power Consumption		1320W	1320W	1320W
Air Extraction System		External exhaust system required, one 4" connection on the back of the machine.		


\* Speed is not equal to throughput. See dealer or visit [www.laserproi.com](http://www.laserproi.com) for more details.

\*\* File transmission at USB 2.0 Full Speed rate.

△ Specifications are subject to change without prior notice.



Authorized Dealer


[www.GCCworld.com](http://www.GCCworld.com)


GCC Headquarters 4F-1., No.236, Fude 2nd Rd., Xizhi Dist., New Taipei City 22151, Taiwan 886-2-6616-6692 Fax : 886-2-2694-6875  
 GCC China No.1, Chen Feng Road, Yushan, Kunshan, Jiangsu 215300, China 86-512-5726-1515 Fax : 86-512-5726-1518  
 GCC Europe B.V. Eglantierbaan 43-45, 2908 LV, Capelle a/d IJssel, The Netherlands 31-10-458-9367 Fax : 31-10-451-9874  
 GCC America, Inc 323 Paseo Tesoro, Walnut, CA 91789, USA 1-909-718-0248 Fax : 1-909-718-0251  
 US & Canada Only Toll Free: 1-888-284-5211



## S290 LS

- Spacious 29" x 18" working area
- Closed-loop DC servo control for precise and rapid movement
- Superior engraving quality
- DPSS & fiber laser technology for metal and plastic engraving
- User-friendly features
- Easy to use MS Windows based driver interface



Plastic Marking

Metal Marking

Barcode Marking

PET Card

Jewelry Marking

## Laser Engraver

# GCC LaserPro S290 LS




### GCC LaserPro S290 LS

A full table size production marker, GCC LaserPro delivers an easy to operate DPSS laser marking system which yields spectacular marking results. The S290 LS is a marking specialist engineered for performance and produces excellent output quality. Whether it is a graphic on metallic surfaces, markings on plastic surfaces, or simply barcodes on metal tools, the S290 LS produces the finest markings. Furthermore, innovative features developed from LaserPro's years of experience makes the S290 LS the most user-friendly system on the market.

### Drag-N-Engrave

The "Drag-N-Engrave" feature greatly reduces complex set up procedures and allows users to directly drag the lens carriage to the starting point of a job.



### DuraGuide

Systematic and reliable motion system embedded with strong mechanical framework, reinforced Kevlar belts, and accurate servomotor control technology to deliver superb output quality under rapid movement.

### Pass-through Front and Rear Doors

Convenient front and rear door design enables loading of extremely long working pieces.



### SmartLID™

An innovative lid that opens from both ends allowing easier access for daily maintenance.

### SmartACT™ (Patented)

Ground-breaking technology that reduces the ramping process, the job running time, which translates into higher productivity.

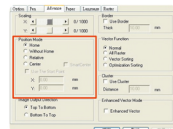


### SmartCENTER™ (Patented)

The super user-friendly SmartCENTER™ function helps end users to easily and automatically locate the center point of objects of any shape vastly eliminating tedious setup time.

### Easy-to-use Control Panel

A user-friendly menu-driven interface system simplifies complex tasks. Hot keys design and job status display facilitates your work and makes it clear and easy to carry out.



### Programmable Origin Modes

Easy to use position modes allow the operator an effortless way to setup a job. Repetitive workflows can be drastically simplified by relocating the origin position to any desired location.